




Le carrelage est un moyen économique, mais esthétique d'ajouter une touche de style personnalisé à votre maison. Il sera alors intégré à vos portes et fenêtres.


Chaque type de carrelage peut-être assemblé de style rectangulaire ou contour .




Rect. à 12"
2 x 1 Carreaux




Rect. à 12"
3 x 1 Carreaux




Rect. à 12"
4 x 1 Carreaux




Rect. à 16"
2 x 2 Carreaux




Rect. à 16"
3 x 2 Carreaux




Rect. à 16"
4 x 2 Carreaux




Rectangulaire
2 x 2 Carreaux




Rectangulaire
2 x 3 Carreaux



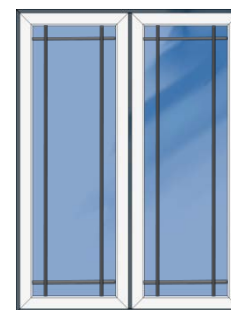
Rectangulaire
2 x 4 Carreaux



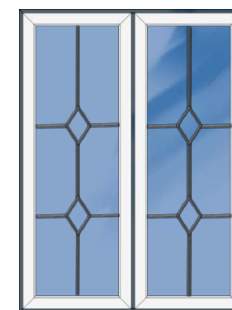
Rectangulaire
2 x 5 Carreaux



Rectangulaire
3 x 6 Carreaux



Contour




Harmonie







Georgien 1-3/4"



Horiz. 1/2-1/2




Horiz. 1/3-2/3



Horiz. 1/3-1/3-1/3




Horiz. à 12"

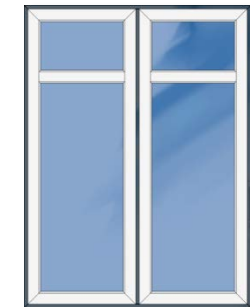


Horiz. à 16"

Un moyen de donner du style à votre fenêtre en y ajoutant un carrelage géorgien de 1-3/4", fixé entre les deux verres.





Horiz. à 4 x 1/4




Horiz. à 1/4- 3/4




PVC




Horiz. 1/2-1/2




Horiz. 1/3-2/3



Horiz. 1/3-1/3-1/3





Horiz. 1/2-1/2
Vert. Barr. 7/8




Horiz. 1/3-1/3-1/3
Vert. Barr. 7/8


Aluminium




Horiz. 1/2-1/2




Horiz. 1/3-2/3



Horiz. 1/3-1/3-1/3



2 x 2 Carreaux




2 x 3 Carreaux


Bois




2-1/8" 1-3/4" 7/8"




Horiz. 1/2-1/2




Horiz. 1/3-2/3



Horiz. 1/3-1/3-1/3




Horiz. à 12"



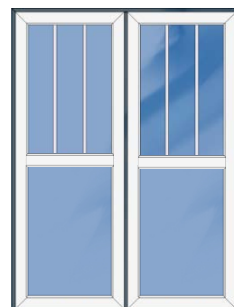
Horiz. à 16"




Un autre moyen de donner un style particulier à votre fenêtre peut être obtenu en y ajoutant la combinaison du barrotin fixé sur la partie extérieur du verre et un carrelage scellé. L'ajout de ce type de combinaison se marie bien et rehausse considérablement le charme de votre maison.




Barrotin 1/2-1/2
Carrelage 2 x 1
haut seulement




Barrotin 1/2-1/2
Carrelage 3 x 1
haut seulement



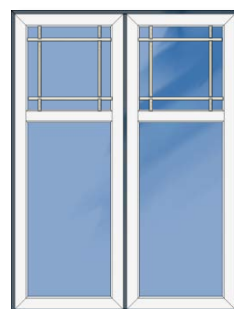
Barrotin 1/2-1/2
Carrelage 2 x 2
haut seulement



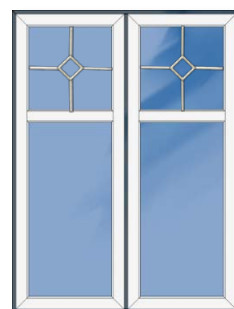
Barrotin 1/2-1/2
Carrelage 3 x 3
haut seulement




Barrotin 1/3-1/3-1/3
Carrelage 2x1




Barrotin à 16"
Carr.: Contour




Barrotin à 16"
Carr.: Harmonie



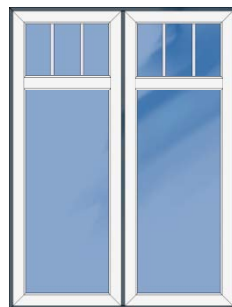
Barrotin 1/2-1/2
Carrelage 2 x 4




Barrotin 1/2-1/2
Carrelage 3 x 6




Barrotin à 12"
Carrelage 2 x 1
haut seulement




Barrotin à 12"
Carrelage 3 x 1
haut seulement




Barrotin à 12"
Carrelage 4 x 1
haut seulement



Barrotin à 16"
Carrelage 2x2
haut seulement



Barrotin à 16"
Carrelage 3 x 2
haut seulement



Barrotin à 16"
Carrelage 4x2
haut seulement

